

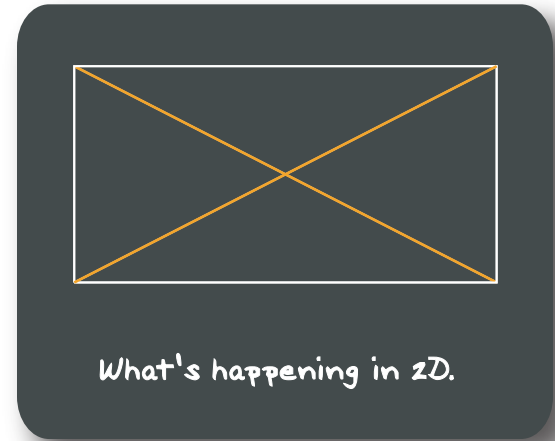
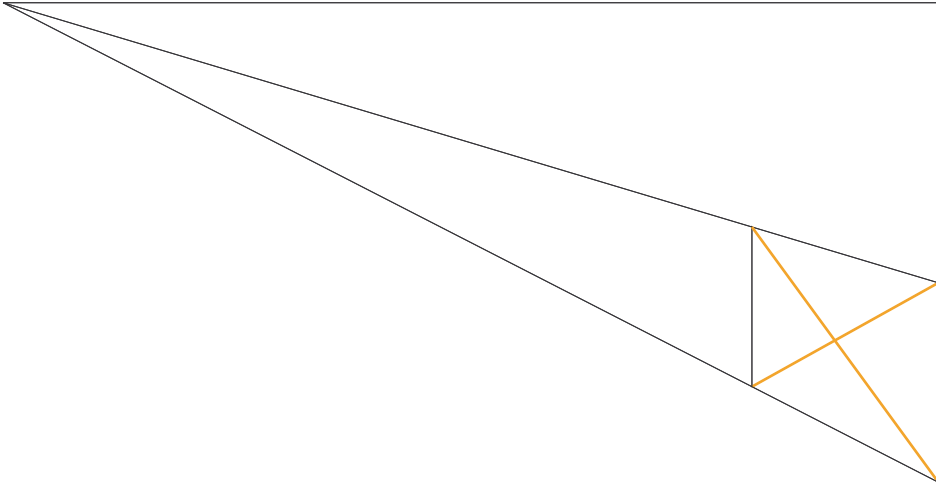
# HOW TO DIVIDE A RECTANGLE INTO EQUAL THIRDS

Rebecca B. Bennett

LVP

H/EL

RVP



step 1  
Connect the corners to find the center.

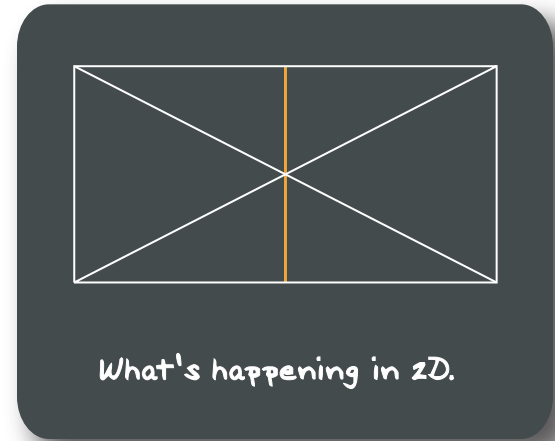

# HOW TO DIVIDE A RECTANGLE INTO EQUAL THIRDS

Rebecca B. Bennett

LVP

H/EL

RVP



What's happening in 2D.

step 2  
Drop a line straight down through the center.

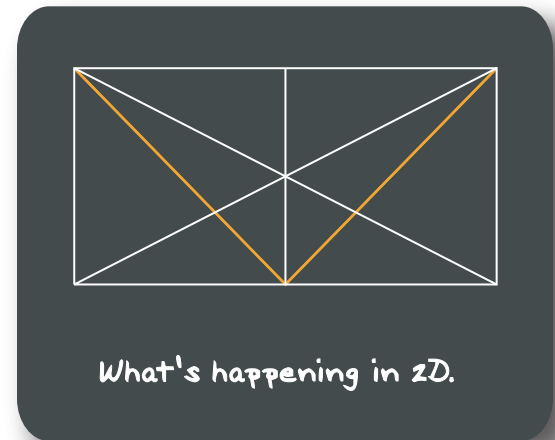

# HOW TO DIVIDE A RECTANGLE INTO EQUAL THIRDS

Rebecca B. Bennett

LVP

H/EL

RVP



step 3  
Connect the center of the bottom (or top) with the opposite corners.

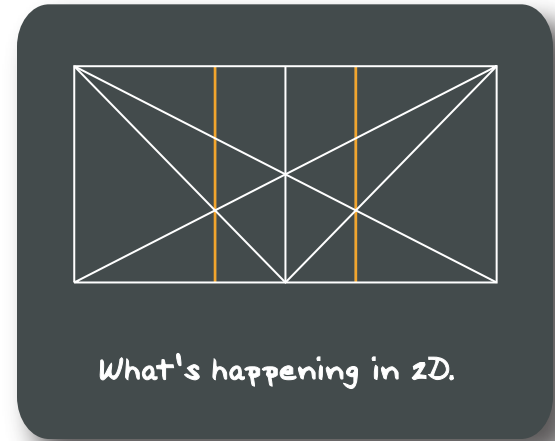

# HOW TO DIVIDE A RECTANGLE INTO EQUAL THIRDS

Rebecca B. Bennett

LVP

H/EL

RVP



step 4  
Extend vertical lines through the intersections with the "V" from step 3 and the "X" from step 1.

# HOW TO DIVIDE A RECTANGLE INTO EQUAL THIRDS

Rebecca B. Bennett

LVP

H/EL

RVP

